


# WHERE IS SCULLY?

By – Tanya Holowatuk  
 Illustrations by – Deirdre Hughes  
 Set 3 – 69 words

## Building Anticipation – Setting the Context

Show the children photographs of your pets or pictures of common pets. Discuss the pictures with the children. Do you have a pet? If your pet were lost, where would you look for it?



Introduce the book and guide the children through a book-walk. Before they start reading, focus the children’s attention on strategies they can use when they come to an unknown word.

## Discussion – Book Talk

What reading strategy did you use when you came to a difficult word?

Why do you think Scully was in the bathtub? Has your pet ever hidden in a strange place? If so, why do you think it hid there?

## Creative Response – Independent Practice

Children can:

- draw 4 places that they looked for Scully and then draw Scully in her hiding spot and finish the sentence on the reproducible master.
- write about their own pet or a pet they know.
- create a class book in which the reader is searching for a pet. Make flaps that can be opened to see if the pet is underneath. (e.g., “Is she in the closet?” Reader opens closet door and caption says “No! She is not here.”)
- create a cartoon using thinking bubbles to illustrate what Jane or Scully is thinking.

- make a bar graph showing pets owned by the children. Give each child a small square of paper to draw a picture of her or his pet(s). If children have no pets, suggest that they help those who have more than one pet. When the graph is finished, use it to create math problems (e.g., Which pet is the most popular? How many more cats are there than dogs?)

## Read-Aloud Connection



*Where’s Spot?* by Eric Hill. G.P. Putnam’s Sons, 1980.

- Lift the flap to look for the lost puppy.
- Dog Tales* by Jennifer Rae. Whitecap Books, 1998.
- Entertaining stories that give traditional tales a canine twist.

Learning About Language - Focused Teaching		
High Frequency Words	Is, No, She, she	Practice writing these words on an erasable board.
Letters and Letter Clusters	<i>sh</i> — she, sh-sh-sh <i>N</i> — No <i>n</i> — not	Write the letters <i>sh</i> in the air with a finger while saying the sound.
Rhymes and Word Families	not, got, hot, pot no, go, so bed, red, fed	Use onset and rime cards to make new words containing the rimes <i>ot</i> and <i>ed</i> . Write the new words on an erasable board.
Word Endings	<i>er</i> — under	Introduce or review this word ending.
Compound Words	toybox bathroom bathtub	Make other compound words using the words “bath” and “room” (e.g., bathtime, bubblebath, bedroom).

## Reproducible Master - Where Is Scully?

Illustrate 4 places they looked for Scully.



**Here she is!**

Scully is \_\_\_\_\_.